Trust Staff In Post Diversity **Sep-19**

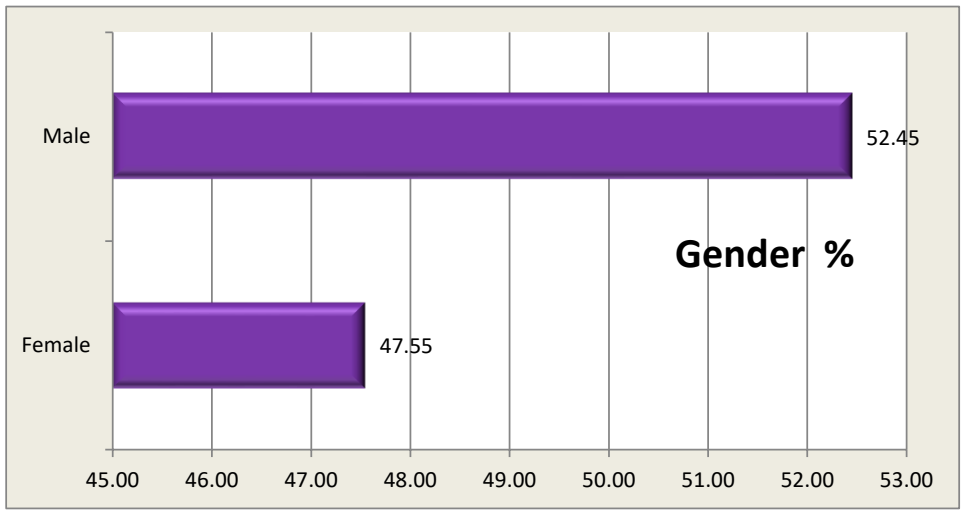

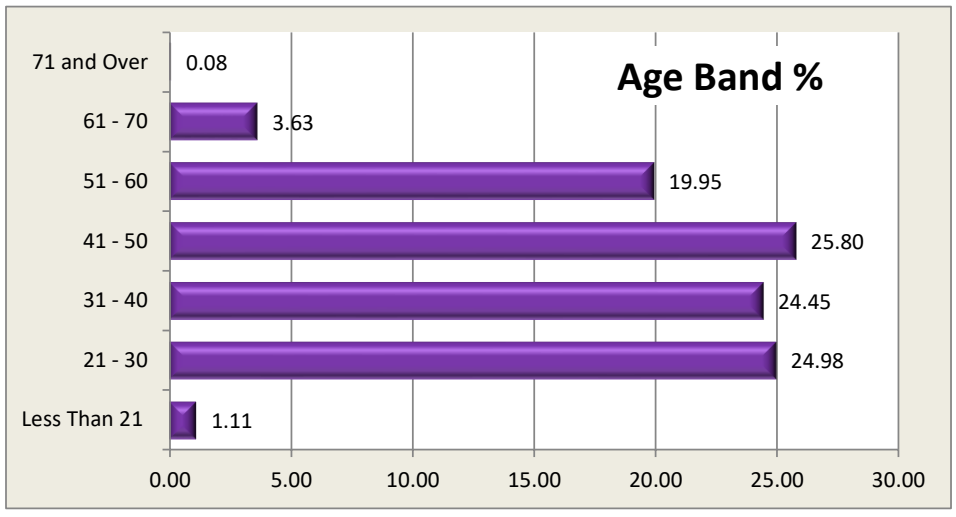

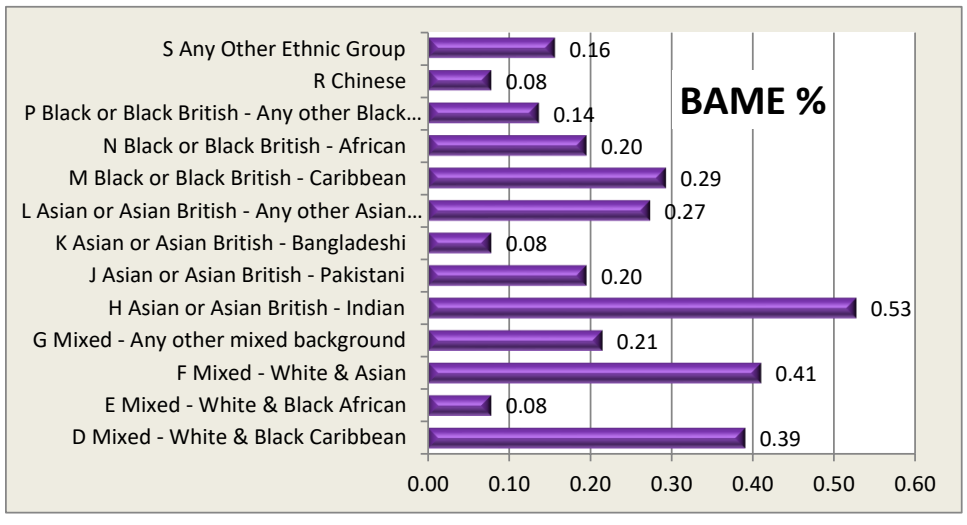

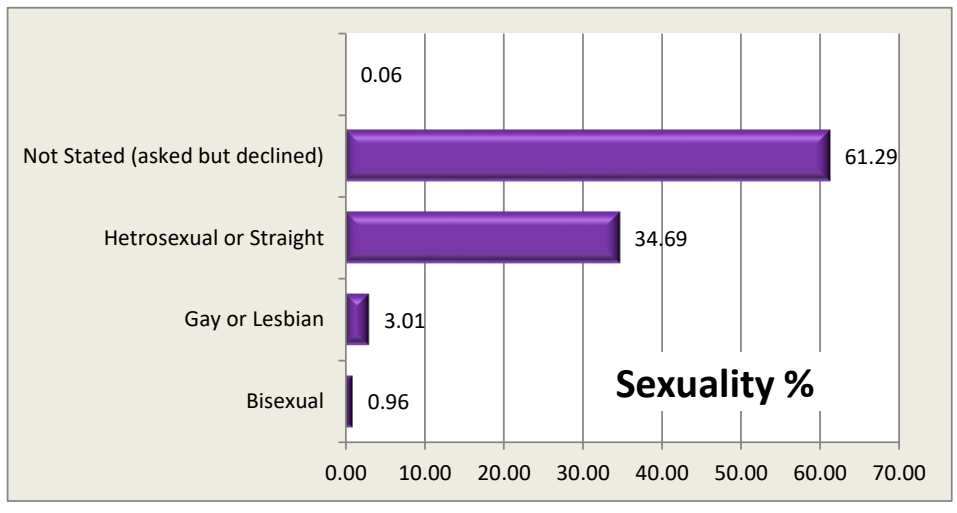

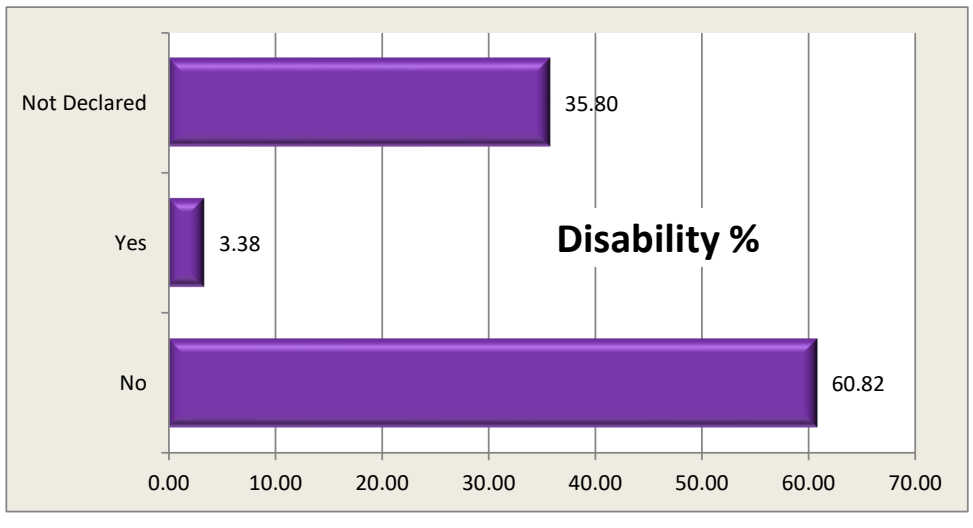

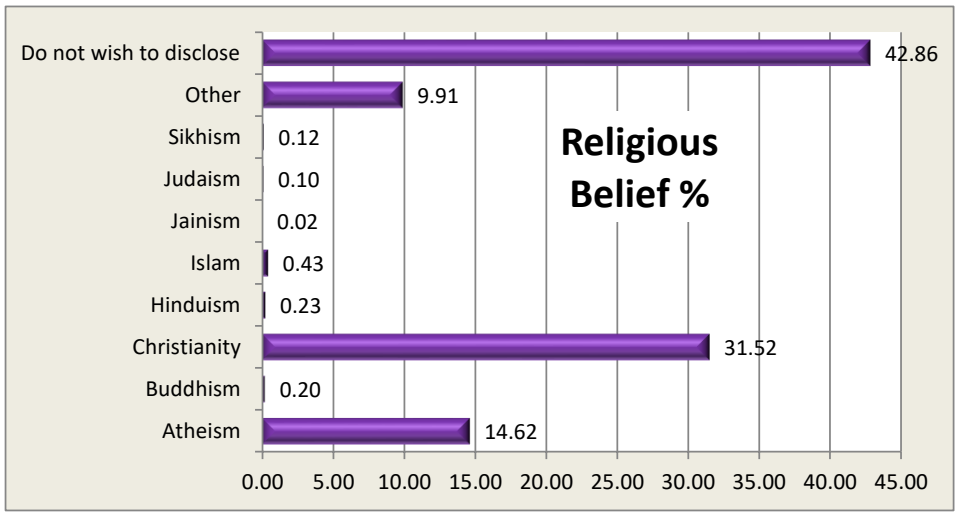

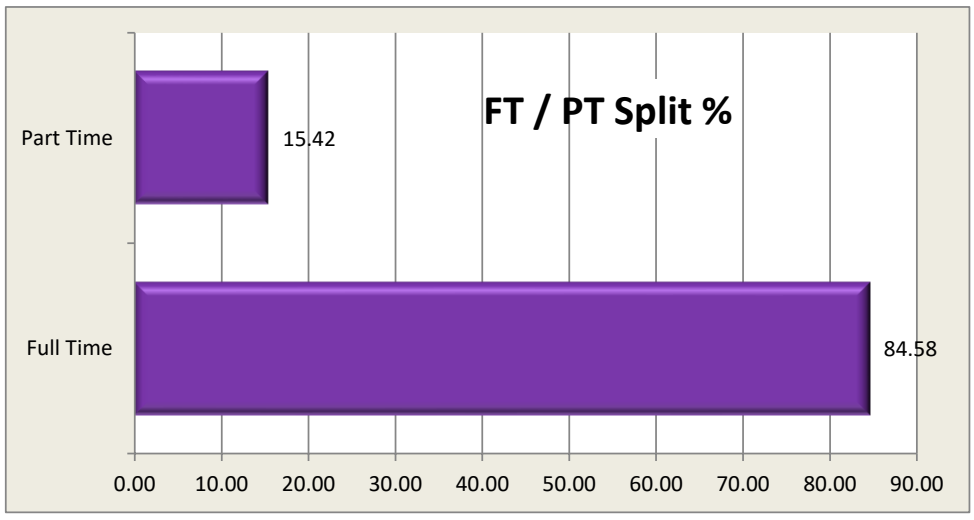

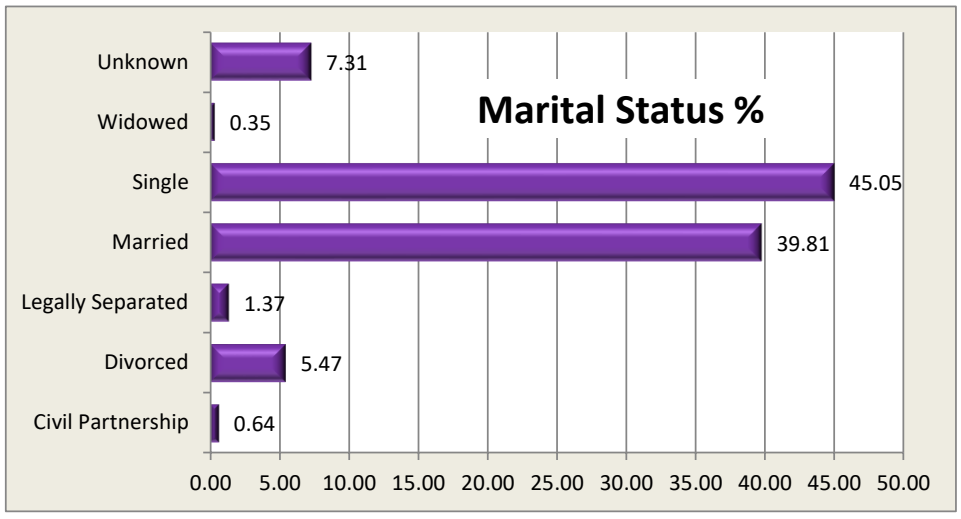

Sep-19

TRUST DIVERSITY HEADLINES

Chracteristic	%
BAME	3.03
Full Time	84.58
Part Time	15.42
Female	47.55
Male	52.45
Disability	3.38

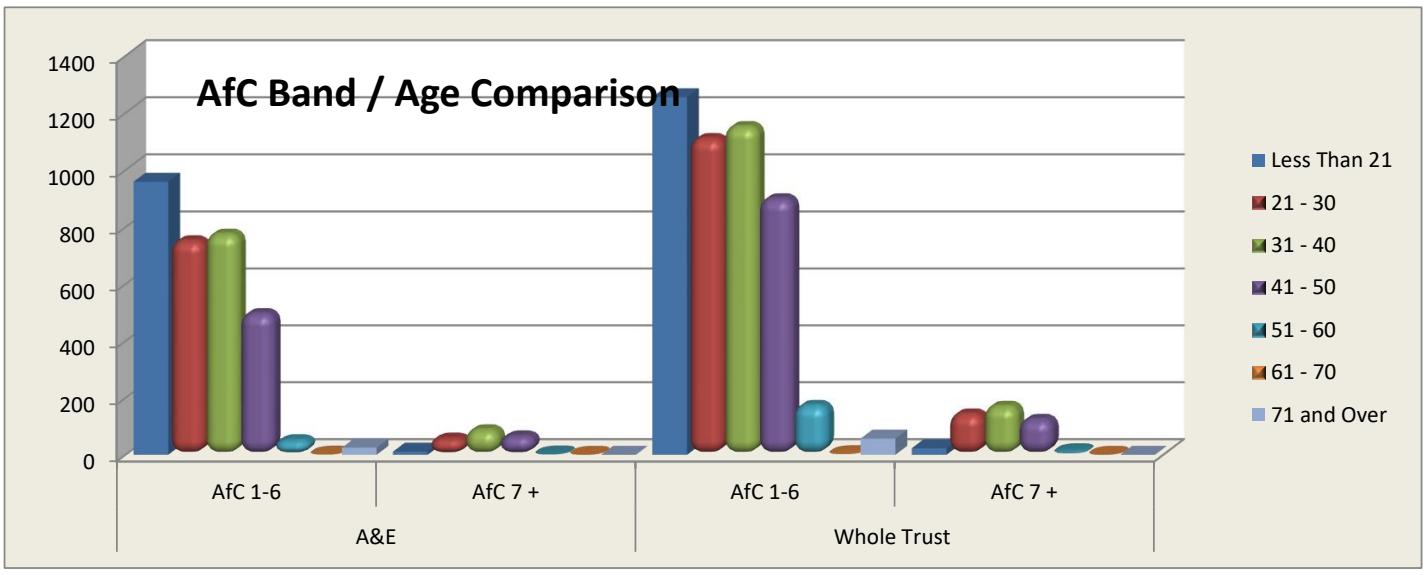

Category	A&E	EOCs	Non Emergency Service	Air & Special Operations	Shared Support (inc. Operations Support)	Whole Trust Total
	%	%	%	%	%	%
16 - 19	0.76	3.36	1.01	0.00	0.61	1.11
20 - 29	29.63	26.71	10.87	7.97	10.55	24.98
30 - 39	24.65	29.93	12.47	45.65	21.30	24.45
40 - 49	26.27	20.14	24.35	38.41	28.80	25.80
50 - 59	17.07	15.80	38.03	7.97	30.22	19.95
60 - 69	1.59	3.92	13.08	0.00	8.32	3.63
Other	0.03	0.14	0.20	0.00	0.20	0.08
Age TOTAL	100.00	100.00	100.00	100.00	100.00	100.00
Female	45.33	67.97	38.83	16.67	218.00	47.55
Male	54.67	32.03	61.17	83.33	162.00	52.45
Gender TOTAL	100.00	100.00	100.00	100.00	380.00	100.00
White British	81.09	81.54	67.81	83.33	79.11	79.73
White Irish	1.10	0.14	0.60	1.45	0.20	0.84
Any Other white	5.13	1.96	4.83	3.62	2.23	4.34
White & Black Caribbean	0.37	0.84	0.40	0.00	0.00	0.39
White & Black African	0.03	0.14	0.20	0.00	0.20	0.08
White & Asian	0.46	0.28	0.60	0.72	0.00	0.41
Other Mixed Background	0.24	0.00	0.20	0.00	0.41	0.21
Indian	0.18	0.98	1.21	0.00	1.62	0.53
Pakistani	0.12	0.14	0.80	0.00	0.20	0.20
Bangladeshi	0.00	0.14	0.40	0.00	0.20	0.08
Other Asian Background	0.21	0.14	0.80	0.00	0.41	0.27
Caribbean	0.12	0.42	1.01	0.72	0.41	0.29
African	0.06	0.28	0.80	0.00	0.41	0.20
Other Black Background	0.12	0.28	0.20	0.00	0.00	0.14
Chinese	0.06	0.14	0.20	0.00	0.00	0.08
Other Ethnic Group	0.18	0.00	0.20	0.00	0.20	0.16
Not Stated / Unknown	10.51	12.59	19.72	10.14	14.40	12.06
Ethnicity TOTAL	100.00	100.00	100.00	100.00	100.00	100.00

Category	A&E	EOCs	Non Emergency Service	Air & Special Operations	Shared Support (inc. Operations Support)	Whole Trust Total
	%	%	%	%	%	%
Bisexual	0.98	1.54	0.80	0.72	0.20	0.96
Gay or Lesbian	3.05	3.36	2.21	2.90	3.04	3.01
Hetrosexual or Straight	34.45	31.61	37.22	56.52	32.05	34.69
Not stated (asked but declined)	0.03	0.00	0.40	0.00	0.00	0.06
Sexual Orientation TOTAL	100.00	100.00	100.00	100.00	100.00	100.00
Yes	60.63	63.78	62.17	44.20	61.05	60.82
No	3.05	4.34	4.02	2.17	3.85	3.38
Not Declared	36.32	31.89	33.80	53.62	35.09	35.80
Disability TOTAL	100.00	100.00	100.00	100.00	100.00	100.00
Atheism	15.91	16.92	7.65	11.59	10.55	14.62
Buddhism	0.18	0.14	0.60	0.00	0.00	0.20
Christianity	29.93	29.93	40.24	26.81	36.92	31.52
Hinduism	0.15	0.28	0.40	0.72	0.41	0.23
Islam	0.21	0.42	1.81	0.00	0.61	0.43
Jainism	0.03	0.00	0.00	0.00	0.00	0.02
Judaism	0.12	0.14	0.00	0.00	0.00	0.10
Sikhism	0.03	0.42	0.20	0.00	0.20	0.12
Other	11.00	10.21	7.24	2.17	7.10	9.91
Do not wish to disclose	42.43	41.54	41.85	58.70	44.22	42.86
Religious Belief TOTAL	100.00	100.00	100.00	100.00	100.00	100.00
Full Time	87.57	66.71	86.92	97.83	84.58	84.58
Part Time	12.43	33.29	13.08	2.17	15.42	15.42
FT / PT TOTAL	100.00	100.00	100.00	100.00	100.00	100.00
Civil Partnership	0.49	0.70	1.01	0.00	1.42	0.64
Divorced	5.44	5.03	7.04	1.45	5.88	5.47
Legally Separated	1.25	1.54	2.01	0.72	1.42	1.37
Married	36.62	39.44	45.88	45.65	53.75	39.81
Single	48.96	46.57	31.39	44.20	30.83	45.05
Widowed	0.21	0.56	0.80	0.00	0.61	0.35
Unknown	7.03	6.15	11.87	7.97	6.09	7.31
Marital Status TOTAL	100.00	100.00	100.00	100.00	100.00	100.00