



Monthly Safeguarding Report

Safeguarding Team

Report Period: December 2020

Date of Report: January 2021

Contents

- Summary [Page 3](#)
- Overall Trust Safeguarding Statistics [Page 4](#)
- Audit results [Page 6](#)
- Average SPOC Case Entry Time [Page 11](#)
- SCR/DHR/SAR's [Page 11](#)
- Safeguarding Supervision [Page 12](#)
- Feedback information [Page 12](#)
- RFI & CDOP [Page 13](#)
- Categories of Abuse [Page 13](#)
- Incidents [Page 15](#)
- Frequently Referred [Page 16](#)
- Area & STP Analysis- Detailed referrals & feedback [Page 17](#)

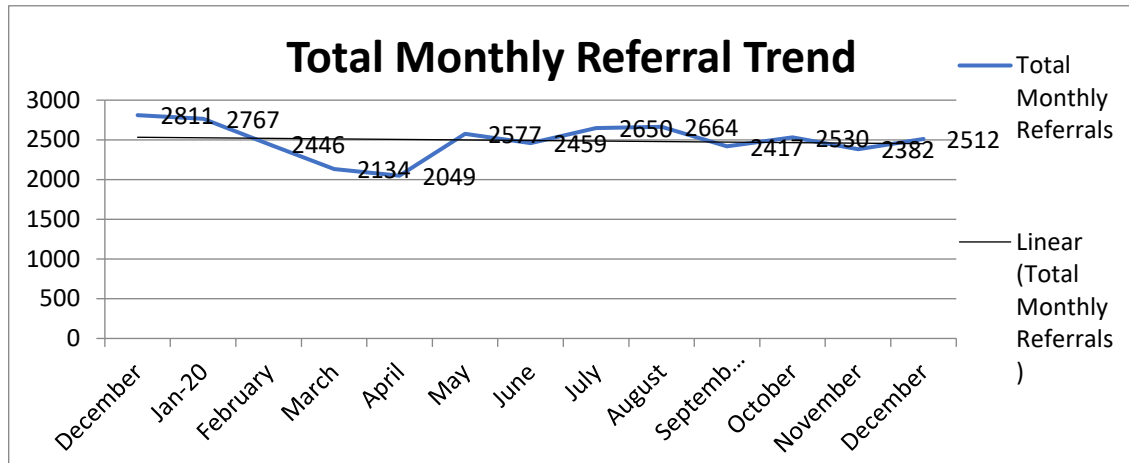
Summary

- Safeguarding referrals in December 2020 have increased to 2512, a 10.6% annual decrease and a 5.4% increase from the previous month. We are seeing the improved question sets help streamline the referral process and referrals will be sent to the most appropriate service.
- Trust referrals per 10,000 999 incidents increased to 369.81, an annual decrease of 4.7% and an increase of 0.9% on the previous month.
- SPOC Case Entry Time remained at 10.51 minutes per referral.
- The total active amount of Serious Case reviews to date at the end of December has decreased to 33, with 7 new cases and 18 closed. The team have worked on lowering this figure and closed inactive cases.
- Compliance for Safeguarding Supervision for managers within EEAST who hold a safeguarding portfolio has increased to 11%. The Safeguarding team are at 70% The Team are working towards an amended list for people receiving supervision.
- 24 feedback emails have been provided to staff on referrals in the month of December, this is due to pressures within the service at this busy time.
- Requests for information has decreased to 18 in December 2020.
- DATIX Safeguarding incidents increased to 62. Patient Experiences logged in December remained at 2.

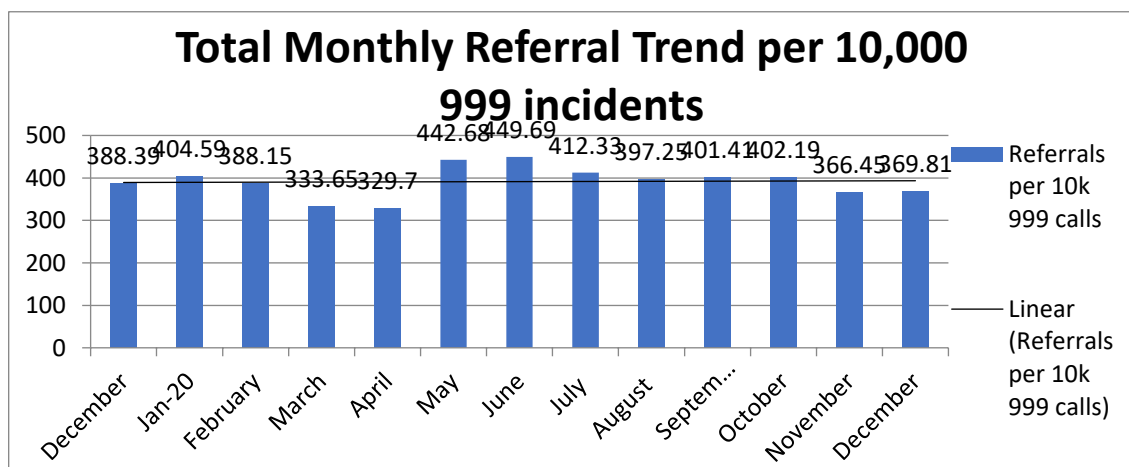
- People who have been frequently referred 3 or more times has increased to 25.

Overall Trust Safeguarding Statistics

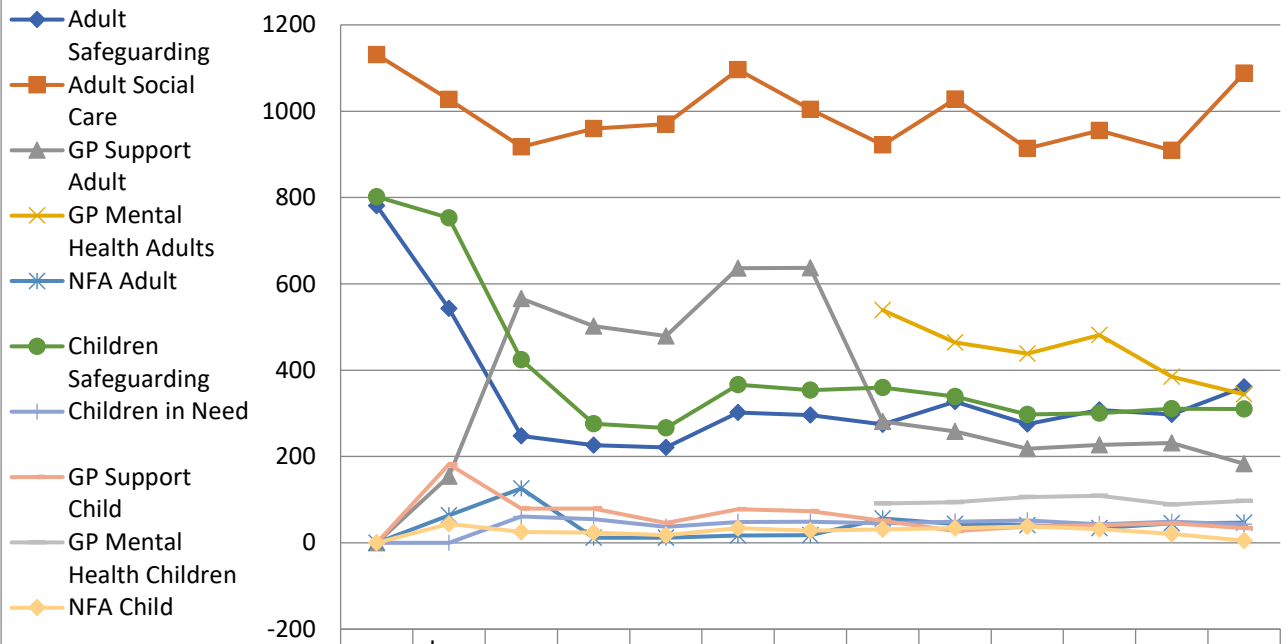
- 2512 Social Care referrals were made as a Trust in December 2020. **An annual decrease of 10.6%** and an increase of 5.4% on the previous month.



- Referrals per 10,000 999 calls in December 2020 were 369.81, **an annual decrease of 4.7%** and a monthly increase of 0.9% on the previous month.



Total referrals by Case Type Trend

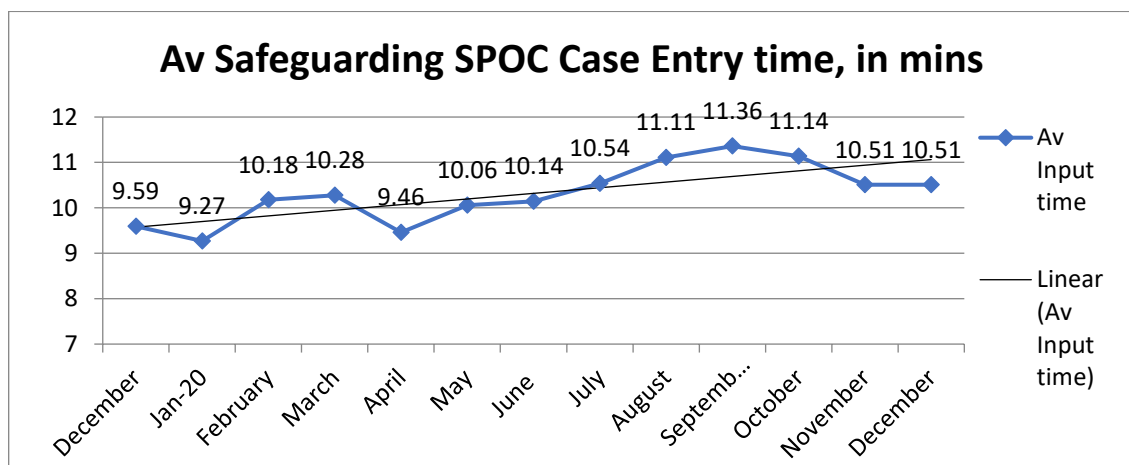


	Dec	Jan-20	Feb	Mar	Apr	May	June	July	Aug	Sep	Oct	Nov	Dec
Adult Safeguarding	781	543	248	226	221	302	296	274	327	275	308	297	361
Adult Social Care	1131	1027	917	960	970	1096	1004	922	1028	914	955	909	1088
GP Support Adult	0	154	566	502	479	636	637	281	258	218	227	231	183
GP Mental Health Adults								539	464	438	481	385	344
NFA Adult	0	64	126	12	12	17	18	56	44	41	34	45	47
Children Safeguarding	802	753	424	276	266	366	354	360	339	297	300	311	310
Children in Need	0	0	61	55	37	48	49	45	49	52	43	49	43
GP Support Child	0	182	79	79	46	78	73	51	27	38	41	45	34
GP Mental Health Children								91	94	106	109	89	97
NFA Child	0	44	25	24	18	34	28	31	34	38	32	21	5

Average SPOC Case Entry Time

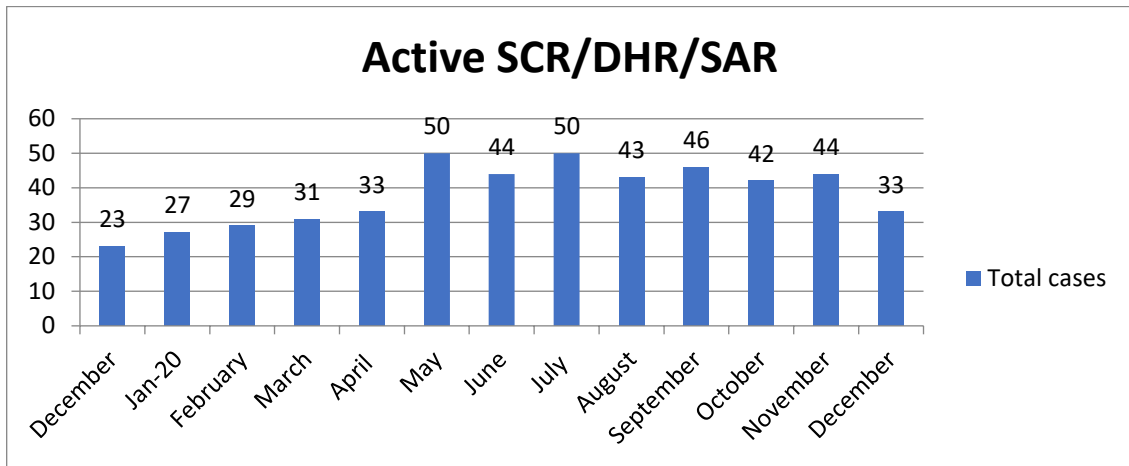
The SPOC Call Centre monitor call statistical information for all the services they provide. The Safeguarding Team requested the average call length of each Safeguarding referral call made by clinicians into the call centre.

SPOC have been able to provide the average time taken to log each referral from the start to finish time recorded on Adastra as a representation of the average time taken to complete each referral.



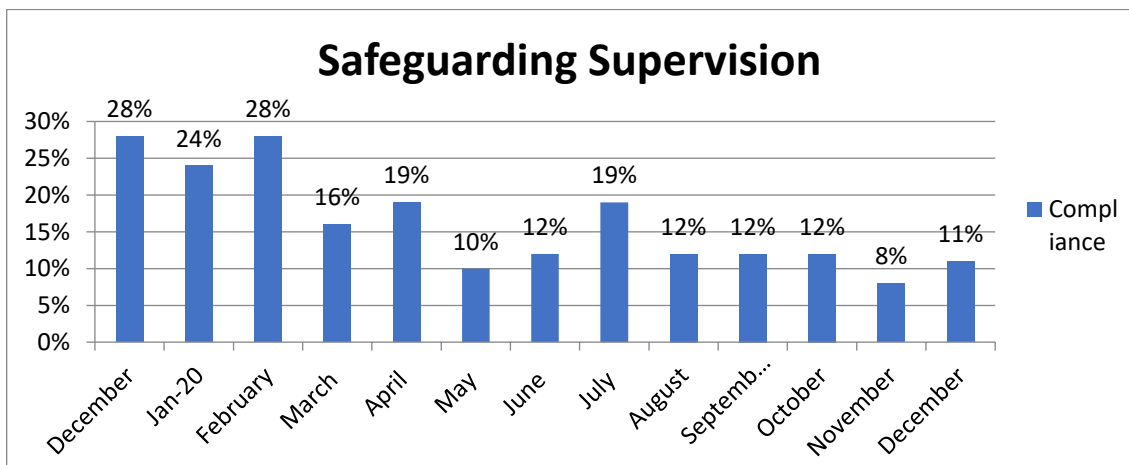
SCR/DHR/SAR's

The below represents the current amount of active Serious Case Reviews (SCR)/Domestic Homicide Reviews (DHR) and Serious Adults Reviews (SAR), either at stage of scoping or submitted Chronology, draft or submitted Independent Management Review or outstanding recommendations for completion, up to the end of this month. 7 new Case Review notifications were received in December 2020, with 18 cases being closed.



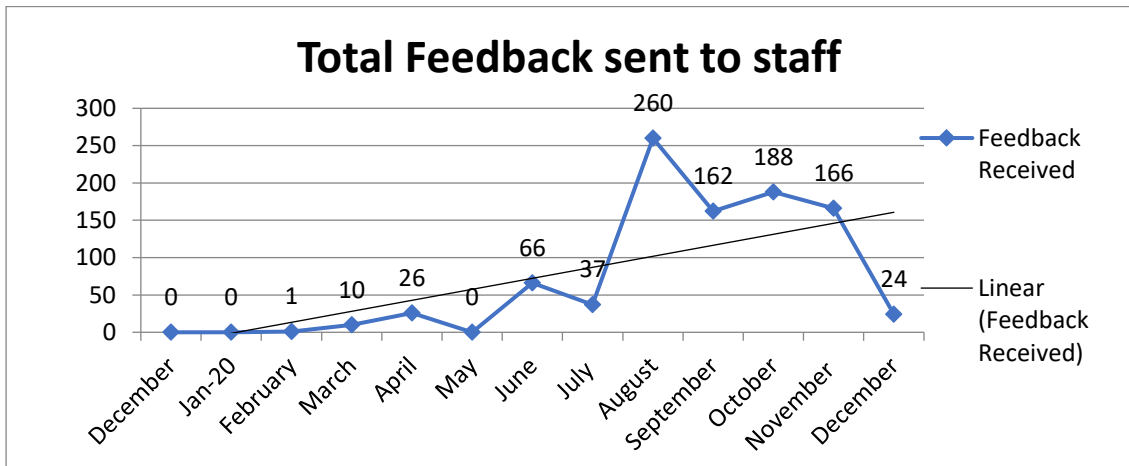
Safeguarding Supervision

The below represents the 11% of nominated Safeguarding Lead’s, Trust Board, Managers and Area Clinical Leads who have had documented Safeguarding Supervision within the last 6 months. There are now 19 identified personnel which require Supervision by the Safeguarding Lead, Named Professional, Safeguarding specialist for Adults & Named Doctor for Safeguarding. This list will be revisited with amendments made in line with the new operations structure.



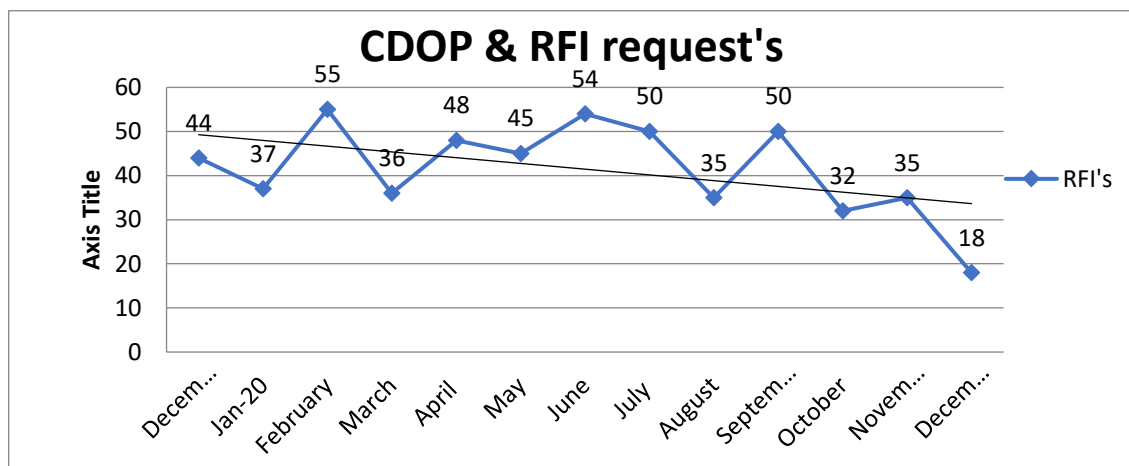
Overall Trust Feedback for all Safeguarding Referrals

In December 2020, 24 of 2512 feedback was sent out by the safeguarding team. This is due to capacity within the team and ongoing operational pressures.



RFI's and CDOP Requests

- The below represents the amount of information which was requested from the Safeguarding team from external organisations, excluding Serious Case/Adult or Domestic Homicide reviews.



Categories of Abuse

- The below details the total categories of abuse for all Safeguarding Adult & Child referrals, to show the reasoning for the Trust's Safeguarding concerns, followed by a breakdown per locality for last month.

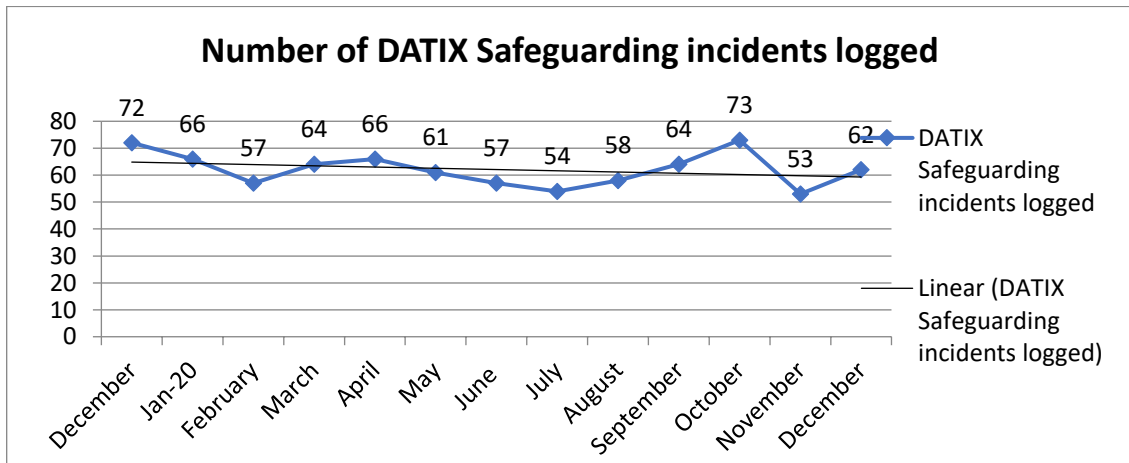
What is the suspected type of abuse?	July 2020		August 2020		September 2020		October 2020		November 2020		December 20	
	Child	Adult	Child	Adult	Child	Adult	Child	Adult	Child	Adult	Child	Adult
Absent Parent/Child (No Protective Parent)	1	0	-	-	-	-	-	-	-	-	-	-
Adult conveyed - no care for children	1	0	2	-	1	0	3	0	0	0	3	0
Child Death	4	0	6	-	1	0	0	0	0	0	3	0
Child Exploitation	2	0	0	-	1	0	0	0	0	0	3	0
Child Sexual Exploitation	1	0	1	-	4	0	4	0	5	0	0	0
Concealed pregnancy	6	0	1	-	1	0	0	0	2	0	0	0
Domestic Abuse/Violence	40	20	52	26	41	16	21	18	29	19	51	22
Emotional	11	0	9	0	13	0	22	0	15	0	20	0
Emotional/ Psychological	2	7	0	33	0	28	0	28	0	16	0	25
Environmental Concerns	-	-	-	-	-	-	-	-	-	-	-	-
Fabricated or Induced Illness	0	0	0	0	1	0	1	0	0	0	1	0
FGM	0	0	0	0	0	1	0	0	0	0	0	0
Financial or Material	0	18	0	6	0	0	-	-	0	4	0	19
Hate Crime	0	0	-	-	-	-	-	-	-	-	-	-
Human Trafficking	2	0	1	0	1	0	0	0	3	0	4	0
Institutional/Organisational	0	33	-	52	0	40	0	63	0	47	0	44
Neglect by others	75	124	15	116	0	118	0	135	0	121	0	164
Neglect of home	11	50	9	69	11	51	9	43	13	69	16	63
No adult acting in the best interests of the child	7	0	11	-	13	0	18	0	20	0	13	0
Parent Taking Drugs and/or Alcohol	43	0	45	-	33	0	42	0	40	0	38	0
Parents – Overdose/ Suicidal/ Mental Health	137	0	125	-	94	0	119	0	109	0	95	0
Physical	12	18	12	18	13	17	13	13	14	16	10	21
Refusal of Medical Treatment for Child	4	0	2	0	1	0	2	0	3	0	6	0
Self Neglect/Environmental	-	-	-	-	-	-	-	-	-	-	-	-
Sexual	2	2	8	6	3	4	6	5	3	3	5	2
Sudden death of adult/ carer	1	0	2	0	1	0	3	0	3	0	1	0
Violent Extremism	0	0	0	0	0	0	0	1	0	0	0	1

Suspected Type of Abuse	Beds			Herts			Cambs			Essex			Norfolk			Suffolk		
	Adult	Child	Beds Total	Adult	Child	Herts Total	Adult	Child	Cambs Total	Adult	Child	Essex Total	Adult	Child	Norfolk Total	Adult	Child	Suffolk Total
Adult conveyed -no care for children	0	0	0	0	0	0	0	0	0	0	3	3	0	0	0	0	0	0
Child Death	0	1	1	0	0	0	0	0	0	0	1	1	0	0	0	0	1	1
Child Exploitation	0	0	0	0	0	0	0	2	2	0	1	1	0	0	0	0	0	0
Child Sexual Exploitation	0	0	0	0	0	0	0	0	0	0	0	0	0	0	0	0	0	0
Concealed Pregnancy	0	0	0	0	0	0	0	0	0	0	0	0	0	0	0	0	0	0
Discriminatory	0	0	0	0	0	0	0	0	0	0	0	0	0	0	0	0	0	0
Domestic Abuse	0	6	6	2	8	10	4	13	17	12	17	29	3	5	8	1	2	3
Emotional	0	2	2	0	1	1	0	3	3	0	10	10	0	1	1	0	3	3
Emotional/Psychological	2	0	2	3	0	3	2	0	2	10	0	10	2	0	2	6	0	6
Fabricated or Induced Illness	0	0	0	0	0	0	0	0	0	0	0	0	0	1	1	0	0	0
Financial Or Material	2	0	2	4	0	4	3	0	3	5	0	5	3	0	3	2	0	2
Female Genital Mutilation	0	0	0	0	0	0	0	0	0	0	0	0	0	0	0	0	0	0
Forced Marriage	0	0	0	0	0	0	0	0	0	0	0	0	0	0	0	0	0	0
Human Trafficking	0	0	0	0	0	0	0	2	2	0	0	0	0	0	0	0	2	2
Modern Slavery	0	0	0	0	0	0	0	0	0	0	0	0	0	0	0	0	0	0
Neglect	0	5	5	0	7	7	0	9	9	0	11	11	0	6	6	0	2	2
Neglect By Others	17	0	17	23	0	23	20	0	20	54	0	54	23	0	23	27	0	27
Neglect Of Home	5	1	6	13	4	17	10	2	12	22	5	27	8	3	11	5	1	6
No adult acting in the best interests of the child	0	0	0	0	2	2	0	6	6	0	2	2	0	1	1	0	2	2
Organisational/ Institutional	3	0	3	7	0	7	3	0	3	17	0	17	9	0	9	5	0	5
Parents -Overdose/Suicidal/Mental Health	0	10	10	0	18	18	0	11	11	0	25	25	0	15	15	0	16	16
Parent Taking Drugs And/Or Alcohol	0	3	3	0	3	3	0	5	5	0	16	16	0	8	8	0	3	3
Physical	2	0	2	6	0	6	2	2	4	5	4	9	1	2	3	5	2	7
Refusal Of Medical Treatment For Child	0	1	1	0	0	0	0	0	0	0	3	3	0	0	0	0	2	2
Sexual	1	2	3	0	0	0	0	1	1	0	0	0	1	1	2	0	1	1
Sudden death of parent/carer	0	0	0	0	0	0	0	0	0	0	1	1	0	0	0	0	0	0
Violent Extremism	1	0	1	0	0	0	0	0	0	0	0	0	0	0	0	0	0	0
Total	33	31	64	58	43	101	44	56	100	125	99	224	50	43	93	51	37	88

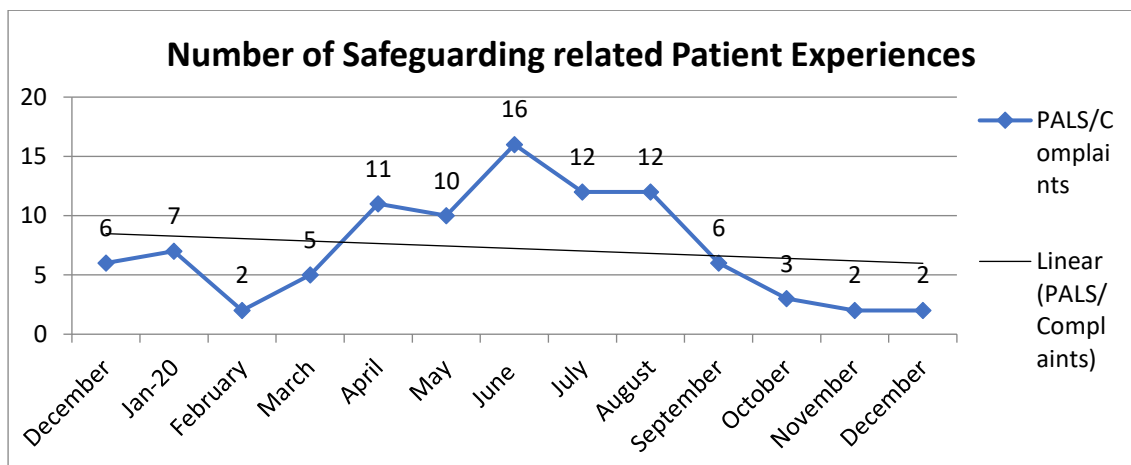
Adult and Child Referrals by Sector

Incidents

- 62 Safeguarding related DATIX incidents were logged in the month of December. Previous month's figures have also been updated.

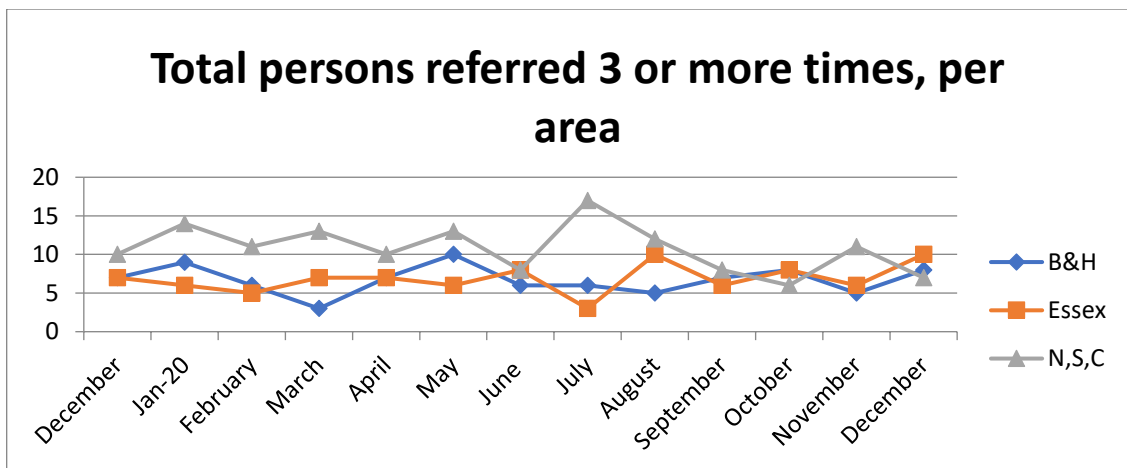
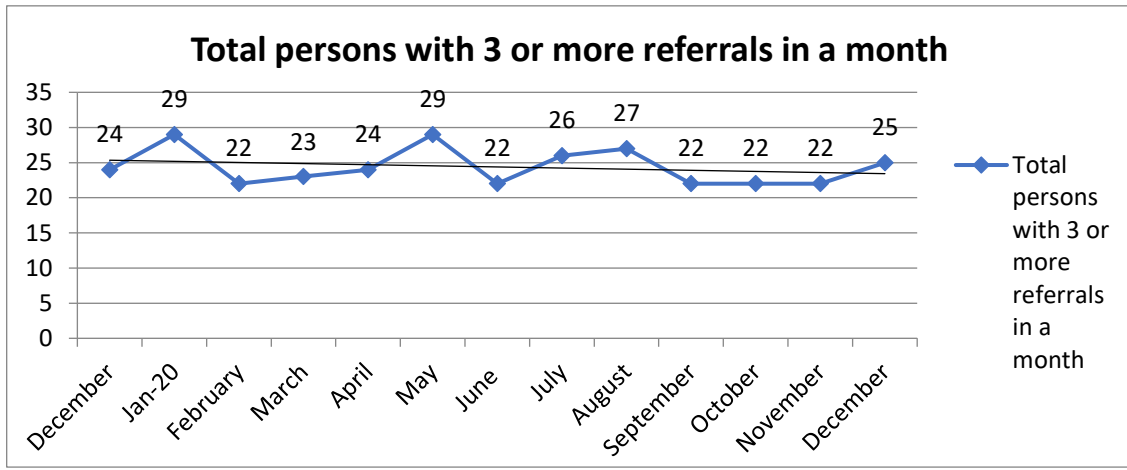


- 2 Patient Experience's had been logged where Safeguarding was highlighted as a concern. Previous month's figures have also been updated.



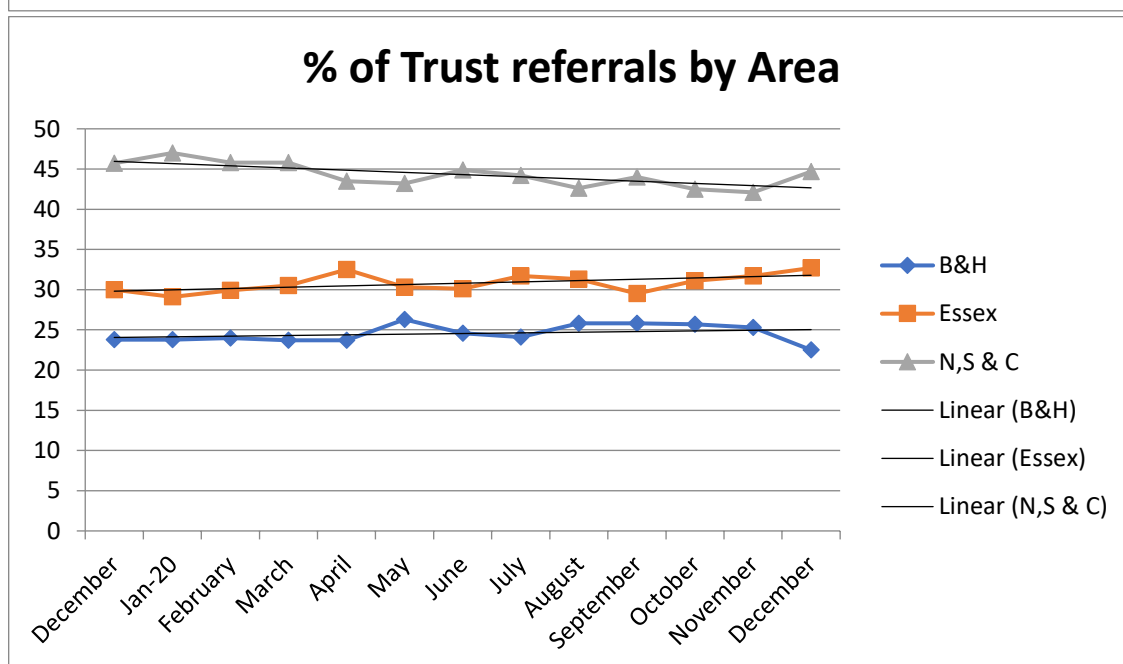
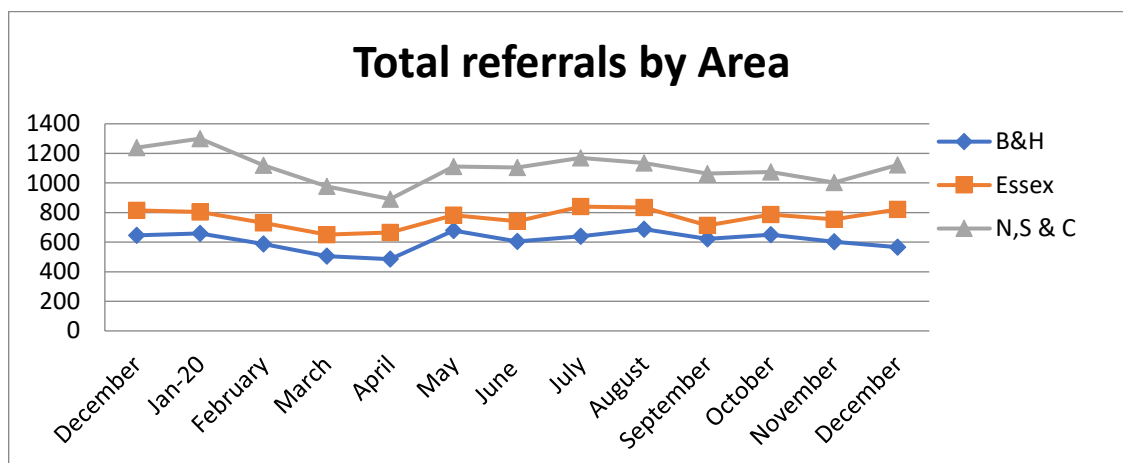
Frequently Referred

- The Safeguarding Team obtain a monthly report on how many patients are referred 3 or more times in a month, from the Adastra system.



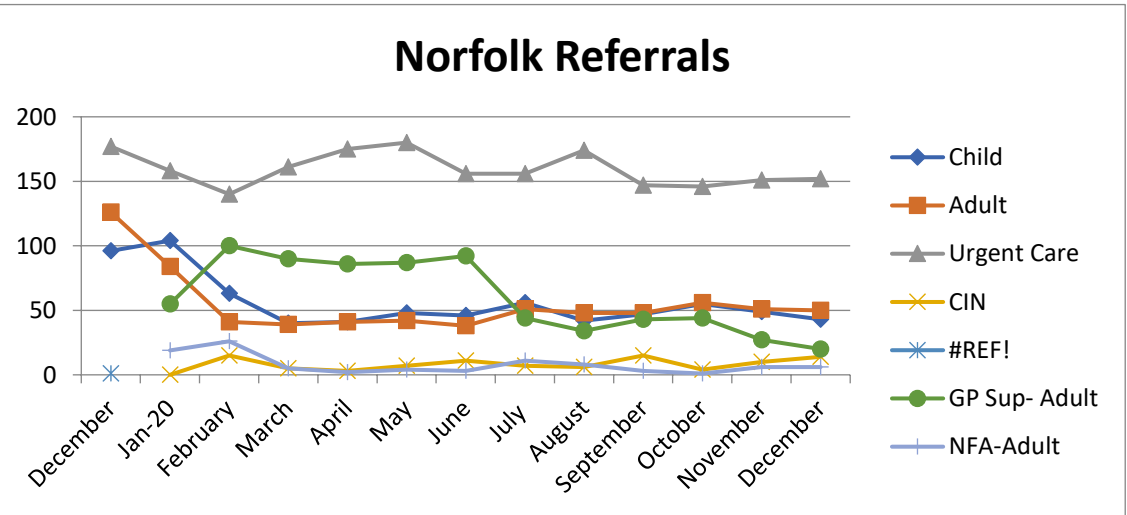
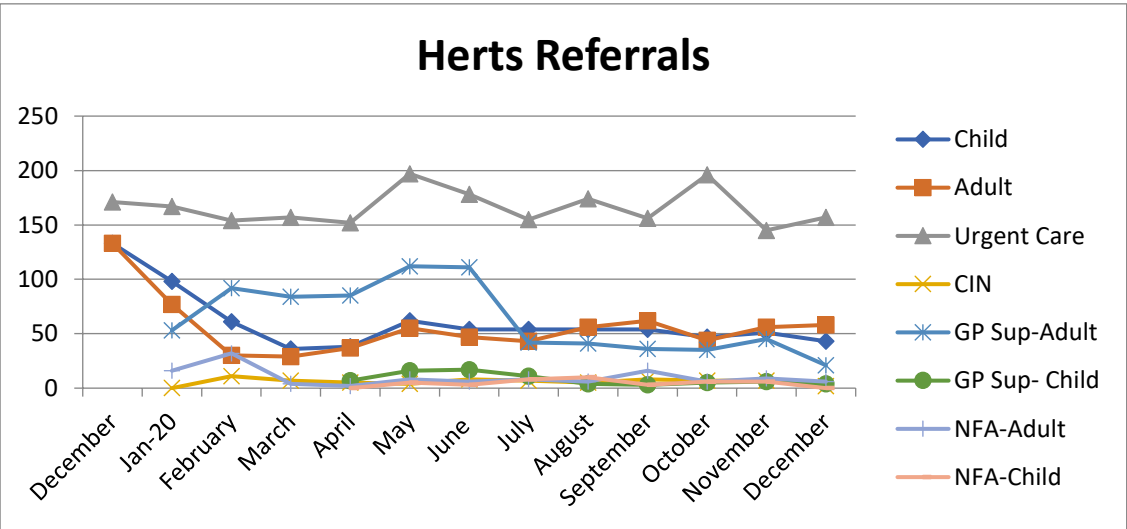
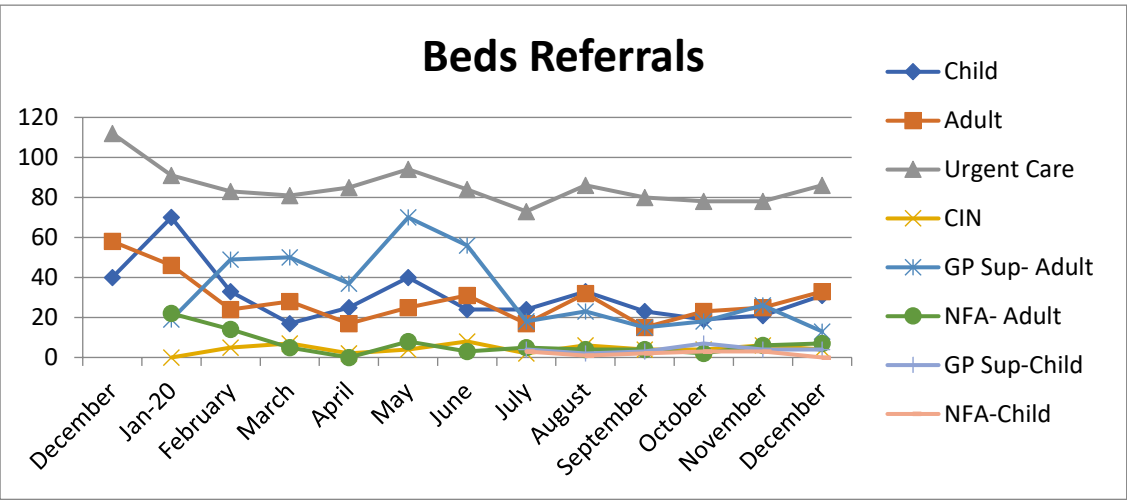
Area & STP Information

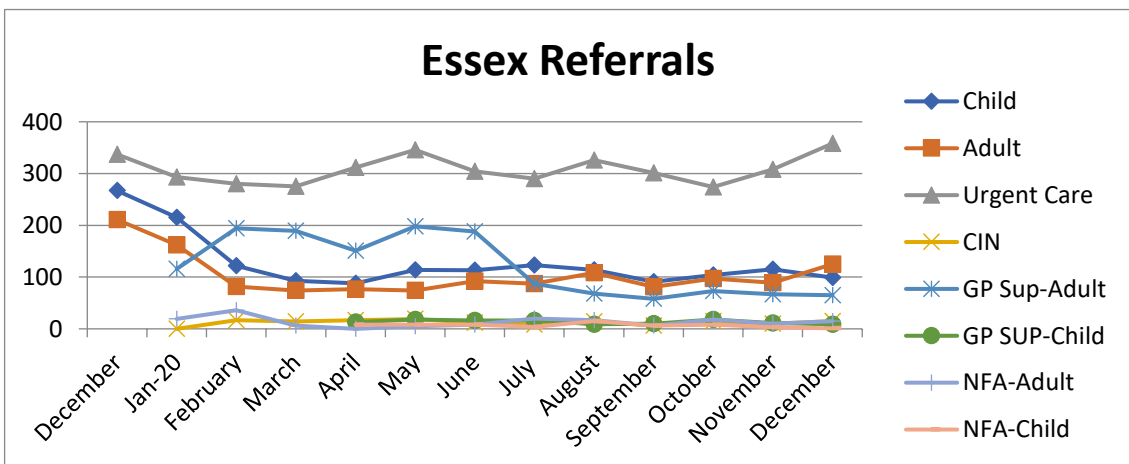
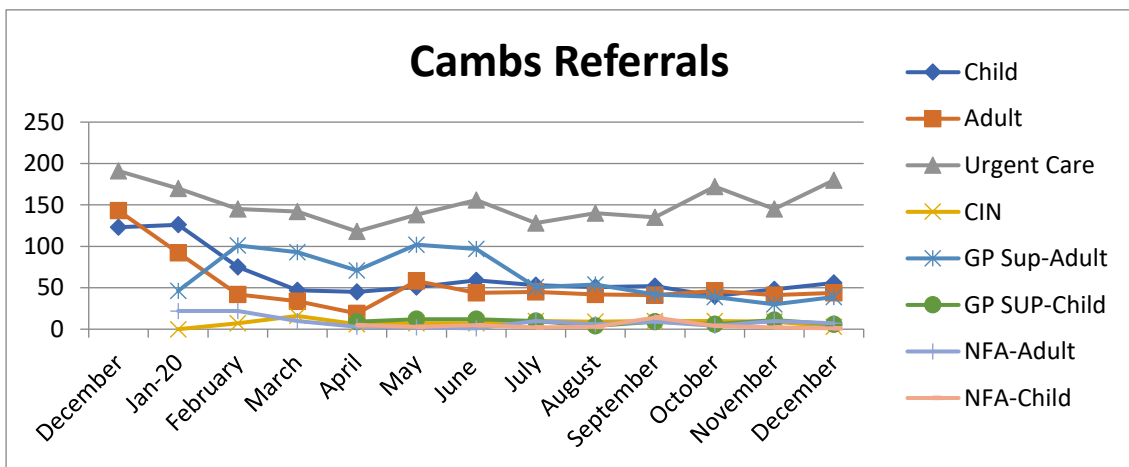
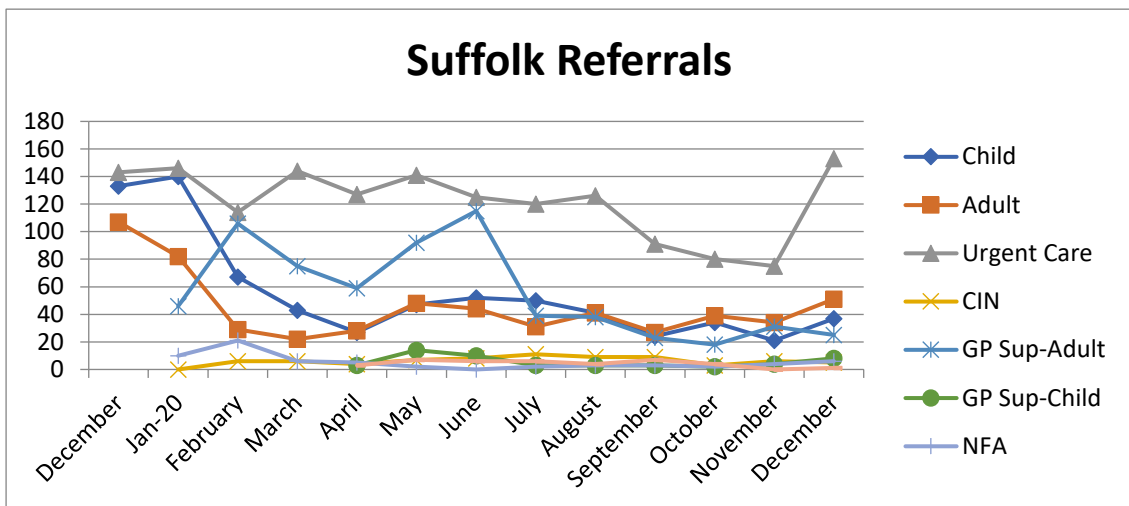
Area (by County)



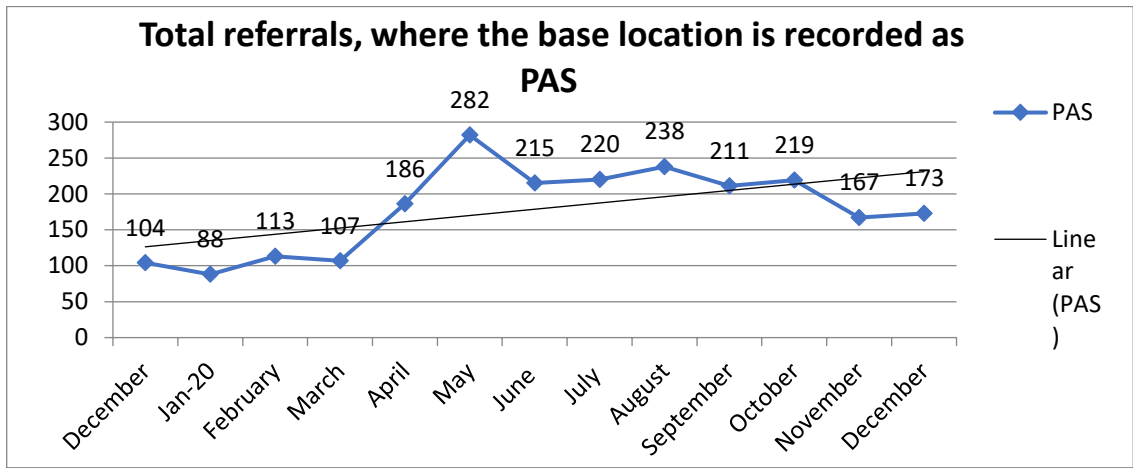
- The below table is a breakdown of referrals by area by Children & Adult, for information only.

Month/Area	Dec	Jan 20	Feb	Mar	Apr	May	Jun	Jul	Aug	Sep	Oct	Nov	Dec
Totals													
Beds	210	248	208	188	166	241	201	204	244	192	202	199	208
Herts	437	411	380	317	319	438	404	435	444	431	449	403	358
Cambs	457	456	392	342	276	373	381	402	391	398	401	381	426
Norfolk	399	420	385	340	359	381	363	409	395	411	415	384	348
Suffolk	383	424	343	296	256	358	360	359	349	255	258	239	348
Essex	815	805	731	651	666	782	741	840	834	714	787	754	821

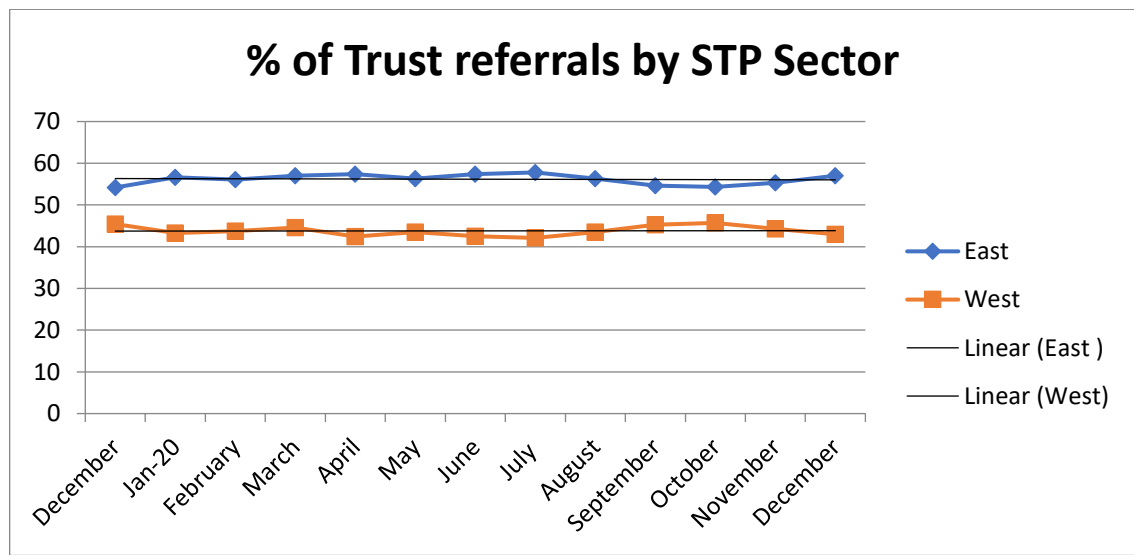
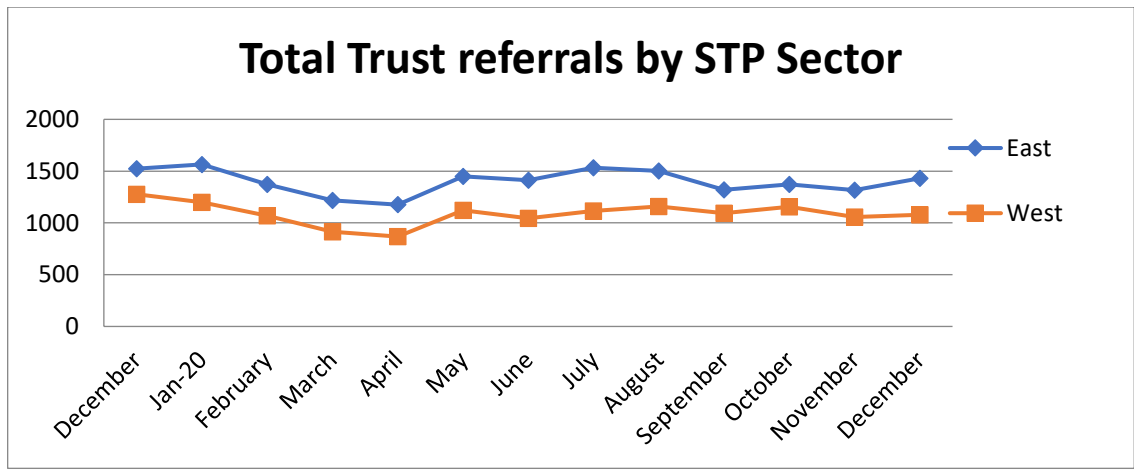


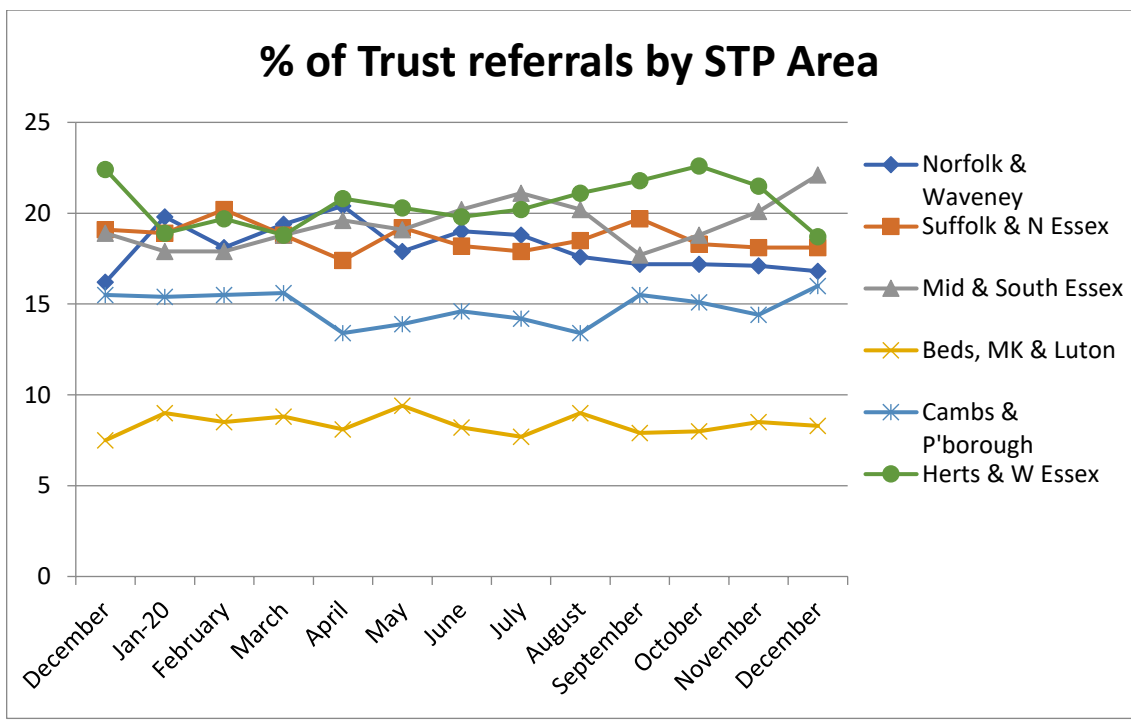
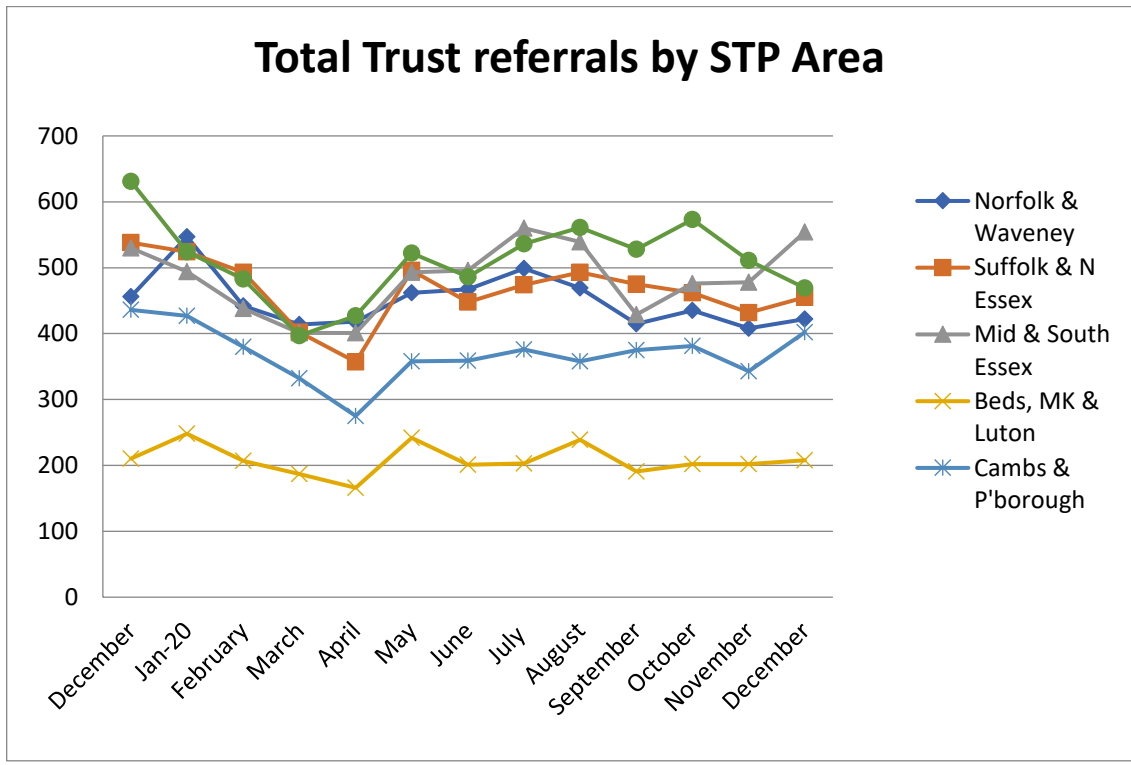


The Safeguarding team collate information on Private Ambulance Services, from the Base Station location provided on the referral. The accuracy of the information is subject to human error, due to inaccuracies with reporting referrer's base location.



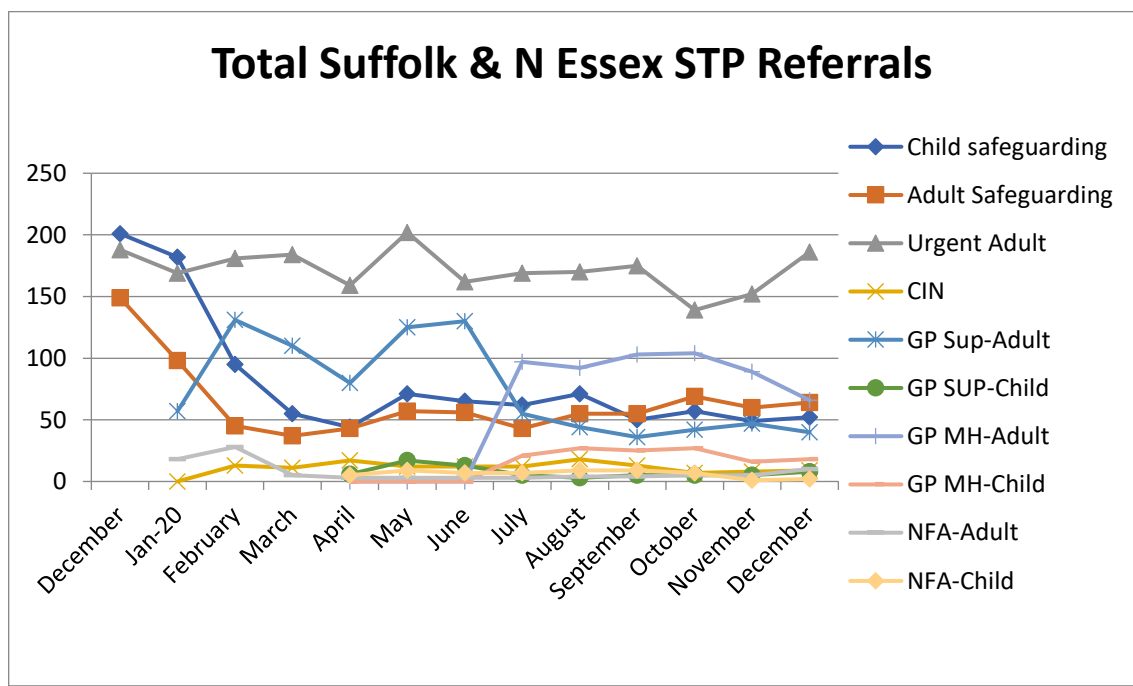
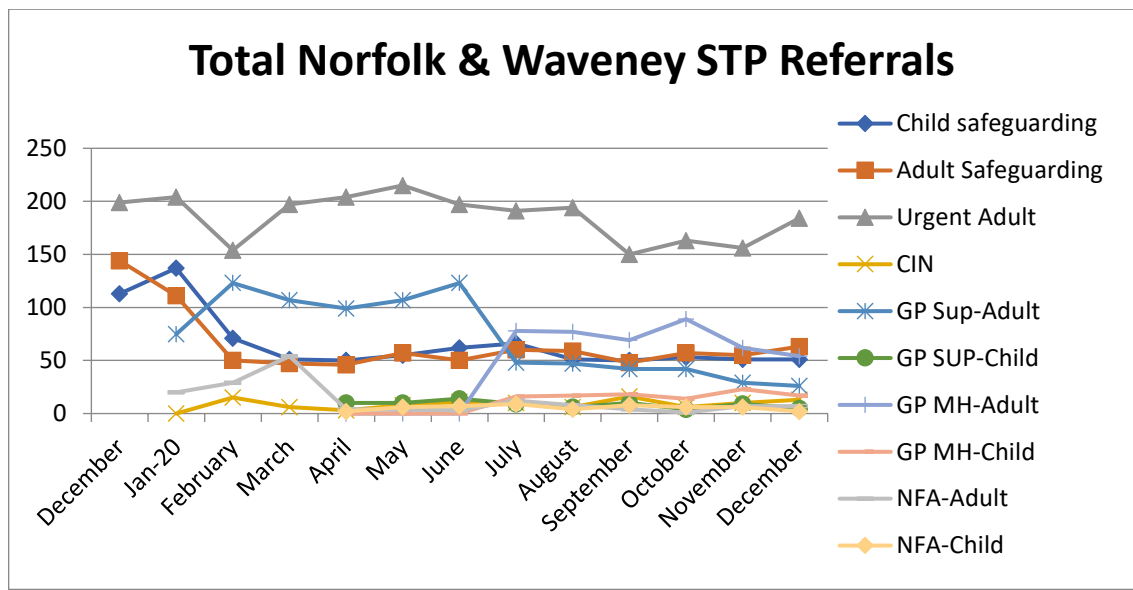
STP Locality



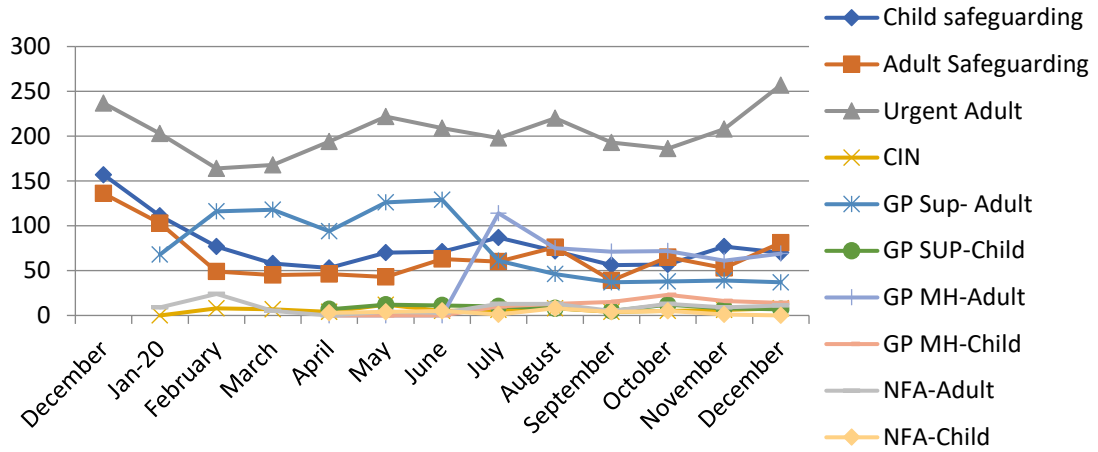


➤ The below table is a breakdown of referrals by STP area by Children & Adult.

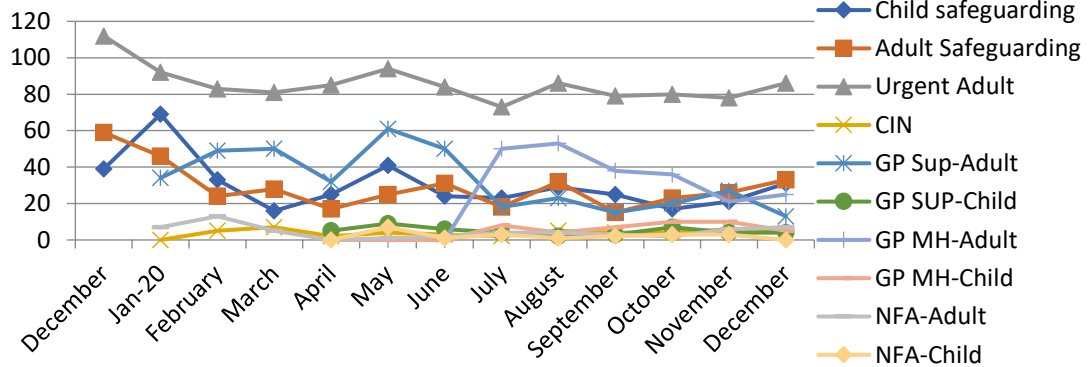
Month/Area Totals		Dec	Jan 20	Feb	Mar	Apr	May	Jun	Jul	Aug	Sep	Oct	Nov	Dec
EAST	Norfolk & Waveney	456	547	442	414	418	462	467	499	469	415	435	408	422
	Suffolk & North Essex	538	524	493	402	357	496	448	474	493	475	462	432	455
	Mid & South Essex	530	494	438	401	401	493	496	560	539	429	476	478	554
WEST	MK, Beds & Luton	210	248	207	187	166	242	201	203	239	191	202	202	208
	Cambs & P 'Borough	436	427	380	332	275	358	359	376	358	375	381	343	402
	Herts & West Essex	631	524	483	397	427	522	486	536	561	528	573	511	469



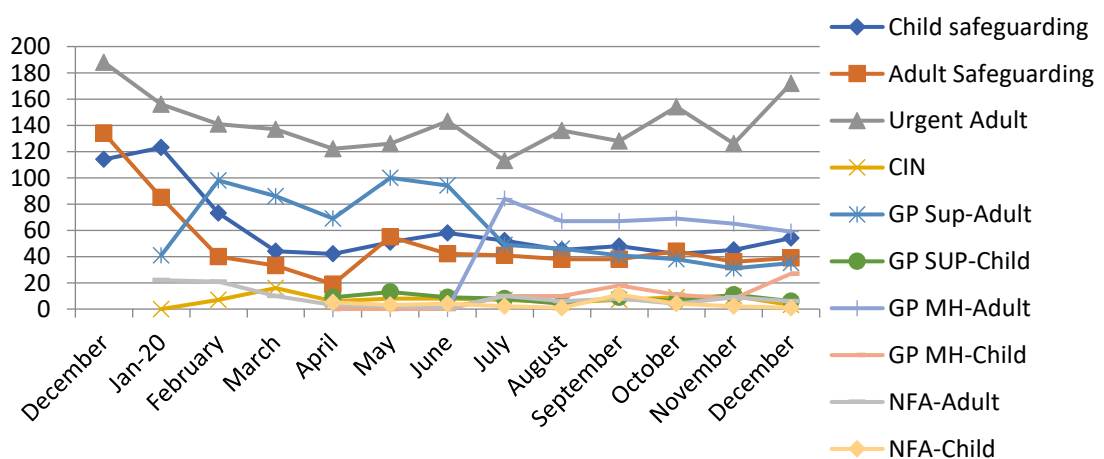
Total Mid & South Essex STP Referrals

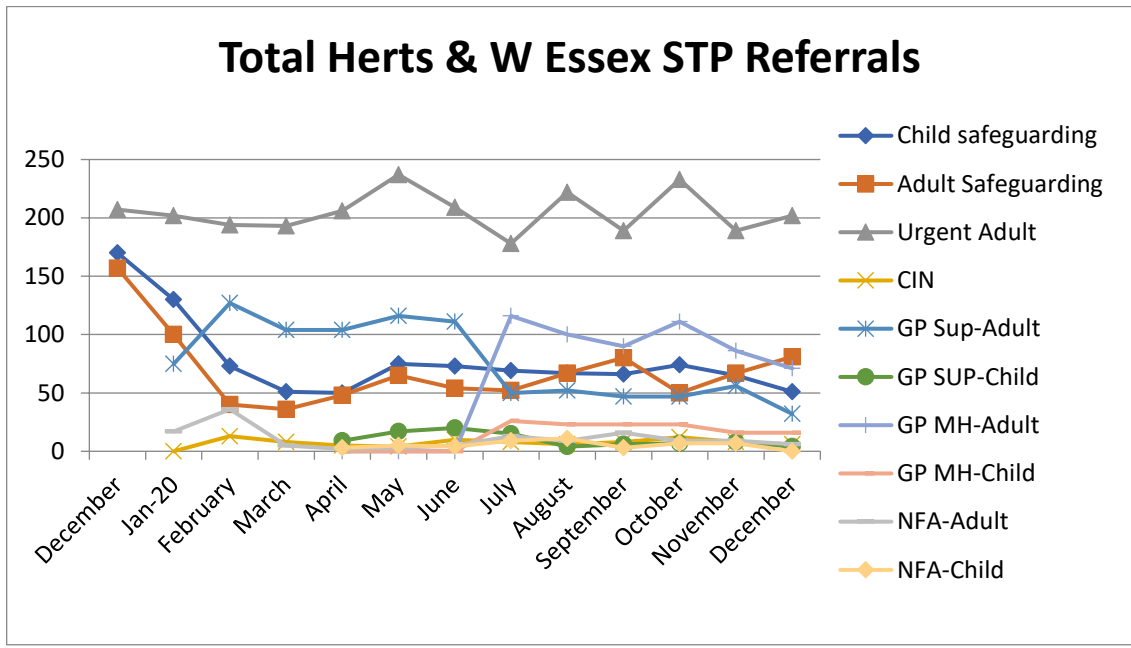


Total MK, Beds & Luton STP Referrals



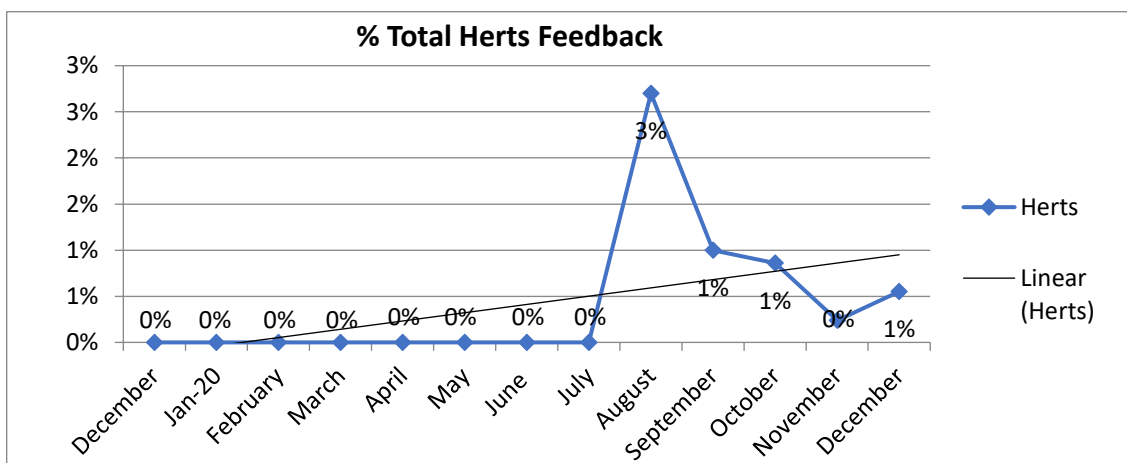
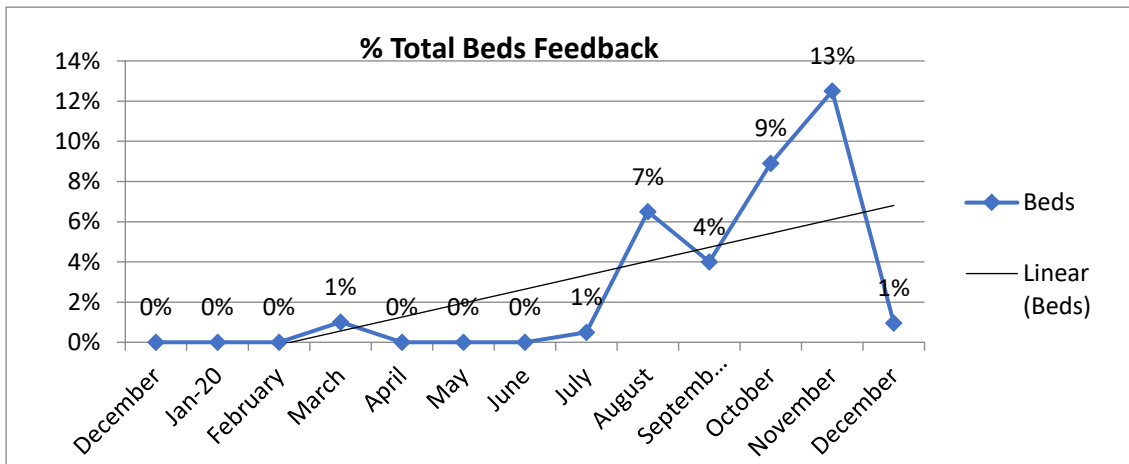
Total Cambs & P'Borough STP Referrals

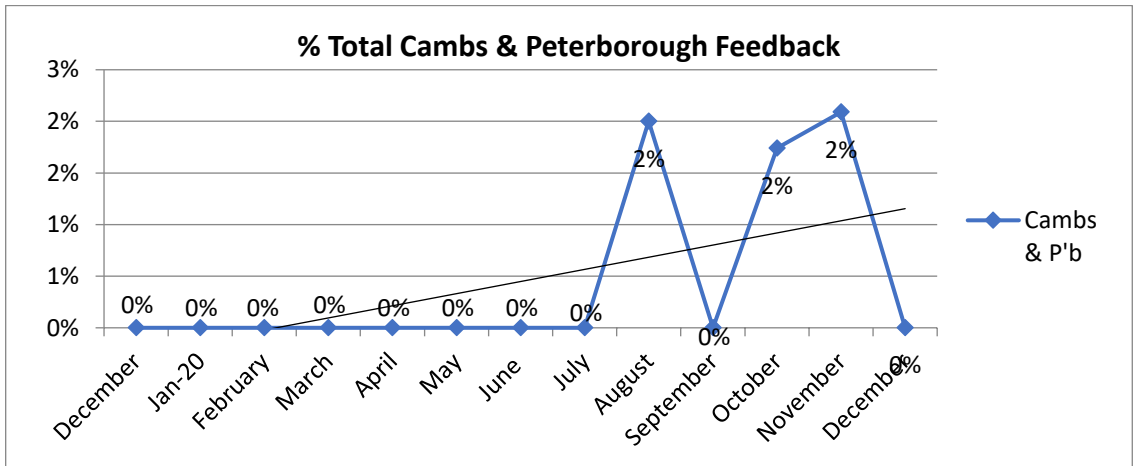
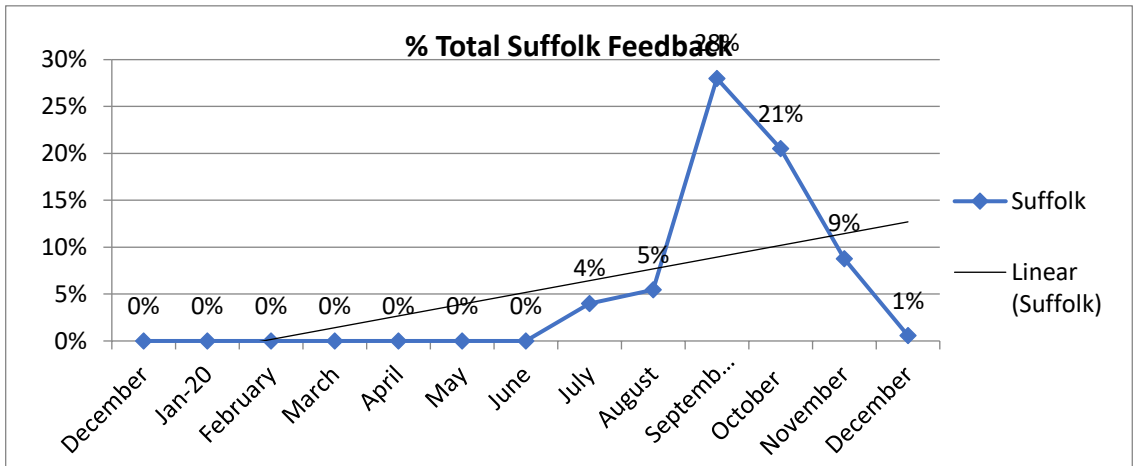
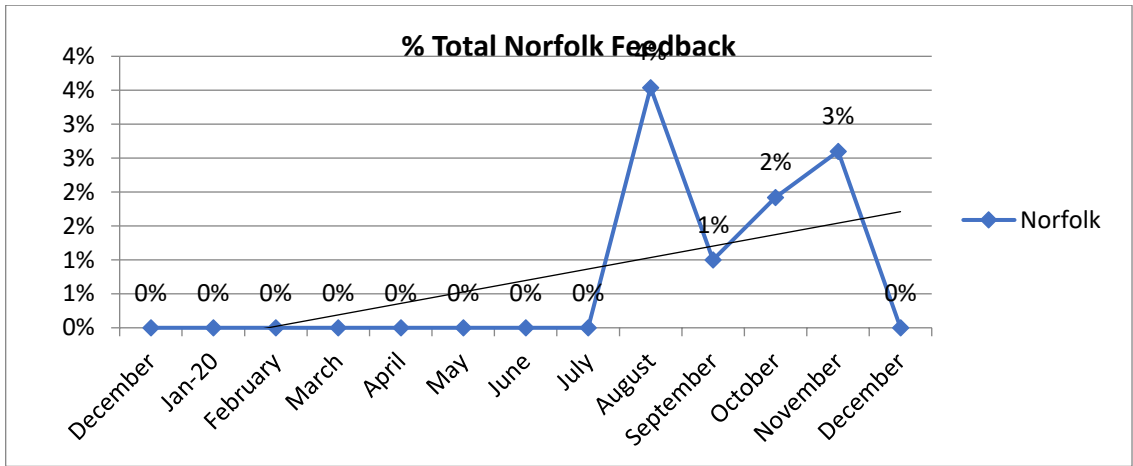


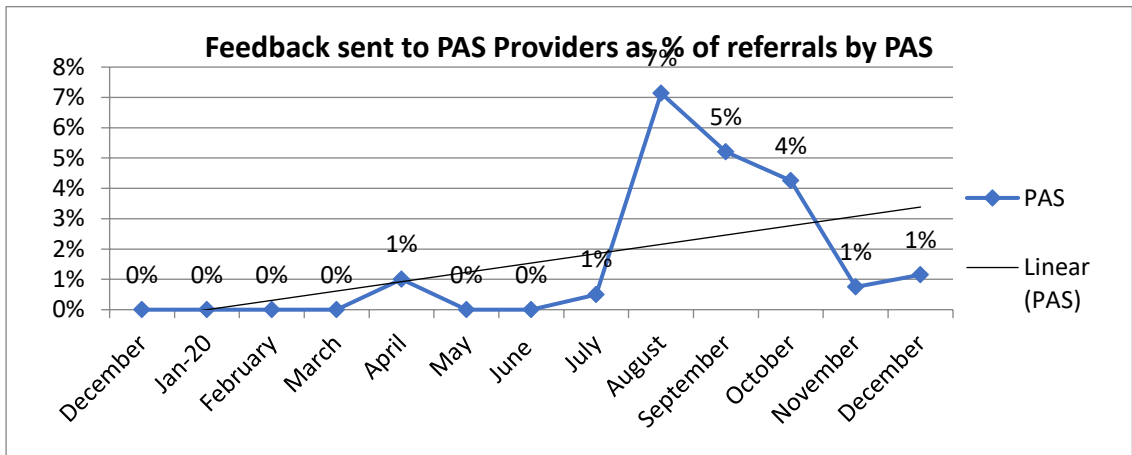
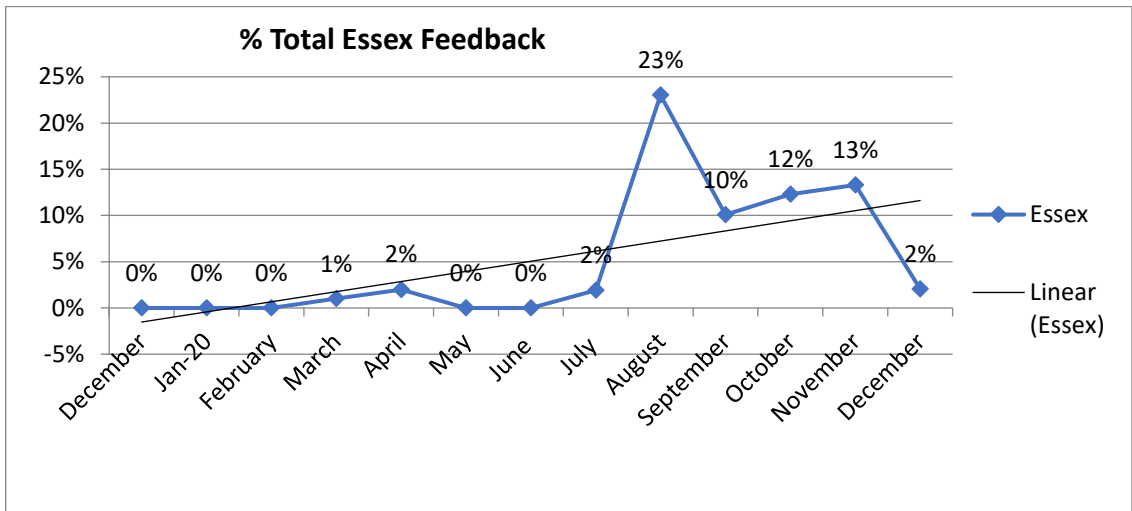


Feedback

- The below represents the amount of feedback sent out to staff/volunteers in Sector area from both GP and LA's.







Author: Emily Longden
 Date: January 2021